

This tool allows you to view the practice results for the GP Patient Survey. This NHS England survey, run by survey specialist Ipsos MORI, assesses patients' experiences of local NHS services.

Please note that not all differences (particularly at practice level) will be statistically significant. Caution is therefore advised when comparing findings at practice level.



Core Questions

DR DG GEBBIE'S PRACTICE

Q26 Is your GP surgery currently open at times that are convenient for you?

Yes	51	72%	
No	16	22%	
Don't know	4	6%	
	<hr/>		
	71		

Q3 Generally, how easy is it to get through to someone at your GP surgery on the phone?

Very easy	21	29%	
Fairly easy	35	47%	
Not very easy	12	16%	
Not at all easy	6	8%	
Haven't tried	0	0%	
Easy (total)	56	76%	
	<hr/>		
	74		





Q4 How helpful do you find the receptionists at your GP surgery?

Very helpful	28	39%	
Fairly helpful	37	51%	
Not very helpful	4	6%	
Not at all helpful	3	4%	
Don't know	0	0%	
Helpful (total)	66	90%	
	<hr/>		
	73		

Q18 Overall, how would you describe your experience of making an appointment?

Very good	23	33%	
Fairly good	26	36%	
Neither good nor poor	15	21%	
Fairly poor	6	8%	
Very poor	2	3%	
Good (total)	50	69%	
	<hr/>		
	72		

Q9 How often do you see or speak to the GP you prefer?

Always or almost always	15	35%	
A lot of the time	13	29%	
Some of the time	13	30%	
Never or almost never	3	7%	
Not tried at this GP surgery	0	0%	
	<hr/>		
	44		

This tool allows you to view the practice results for the GP Patient Survey. This NHS England survey, run by survey specialist Ipsos MORI, assesses patients' experiences of local NHS services.

Please note that not all differences (particularly at practice level) will be statistically significant. Caution is therefore advised when comparing findings at practice level.

Core Questions

DR DG GEBBIE'S PRACTICE






Q21a Last time you saw or spoke to a GP from your GP surgery, how good was that GP at the following? Giving you enough time

Very good	40	55%	
Good	26	36%	
Neither good nor poor	6	8%	
Poor	1	1%	
Very poor	0	0%	
Doesn't apply	0	0%	
Good (total)	65	91%	
	72		

Q21d Last time you saw or spoke to a GP from your GP surgery, how good was that GP at the following? Involving you in decisions about your care

Very good	43	61%	
Good	19	27%	
Neither good nor poor	4	5%	
Poor	0	1%	
Very poor	1	1%	
Doesn't apply	4	6%	
Good (total)	61	88%	
	70		

Q19 How long after your appointment time do you normally wait to be seen?

I don't normally have appointments at a particular time	3	5%	
Less than 5 minutes	3	4%	
5 to 15 minutes	37	52%	
More than 15 minutes	23	32%	
Can't remember	5	7%	
	72		

Q22 Did you have confidence and trust in the GP you saw or spoke to?

Yes, definitely	56	77%	
Yes, to some extent	11	16%	
No, not at all	3	4%	
Don't know/can't say	2	3%	
	72		







This tool allows you to view the practice results for the GP Patient Survey. This NHS England survey, run by survey specialist Ipsos MORI, assesses patients' experiences of local NHS services.

Please note that not all differences (particularly at practice level) will be statistically significant. Caution is therefore advised when comparing findings at practice level.

Core Questions

DR DG GEBBIE'S PRACTICE

Q29 Would you recommend your GP surgery to someone who has just moved to your local area?

Yes, would definitely recommend	38	53%	
Yes, would probably recommend	26	36%	
Not sure	5	7%	
No, would probably not recommend	1	1%	
No, would definitely not recommend	1	1%	
Don't know	2	3%	
	<hr/>	73	